



GRAIN DRYER SAFETY SECTION




This safety-alert symbol means "ATTENTION! Be Alert! Your personal safety is involved" This symbol draws your attention to important instructions concerning your personal safety. Read the message carefully to avoid personal injury or death.



FOLLOW MACHINE SAFETY SIGN & MESSAGES

Observe safe operating practices. Carefully read this manual and all safety signs on your equipment. Safety sign must be kept in good condition. Replace missing or damaged safety decals; available from Sukup Mfg. Co.; Box 677, Sheffield, Iowa 50475 at no charge.



Learn how to use controls and operate machine. Do not let anyone operate unit (especially youth) without thorough training of basic operating and safety procedures.

Make no unauthorized modifications to machine. Modifications may endanger function and/or safety of unit. Keep unit in good working condition.



EMERGENCIES - KNOW WHAT TO DO

Have emergency numbers near your telephone:

- For doctors:
- Emergency medical squad:
- Ambulance service:
- Hospital:
- Fire department:

Have written directions to your location.



TRANSPORT SAFETY WARNING: TRUCKER/TRANSPORTER IS TO PROVIDE APPROVED SAFETY CHAIN WHEN TOWING DRYER.

WARNING: Transporting this equipment on public roads may result in serious injury or death. If road travel is required it is essential that all the following procedures be followed:

1. Read and understand -- operator's manual.
2. Check and comply with state & local regulations.
3. Use required emblems or lights.
4. Travel at a reasonable and safe speed. Reduce speed and/or use lower gear on rough ground or slopes.
5. Stop slowly.
6. Have extended rear angle mirrors on vehicles.
7. Signal & check behind you when turning.

WARNING: Check for other vehicles when turning. (2/3 of roadway farm accidents occurs when turning.)

- Use mirrors
- Be sure to have clear visibility,
- Use signal lights

WARNING: do not transport unit in areas of poor visibility --

- Especially on hills,
- During poor weather conditions,
- Or at night

Failure to do so may cause serious injury or death. Use good judgment when transporting. Maintain complete control of unit at all times. Comply with State and local laws governing. Read safety regulations when moving units. Always strive to prevent accidents! Watch out for other vehicles.



**WARNING:
TO PREVENT EXPLOSION OR FIRE**

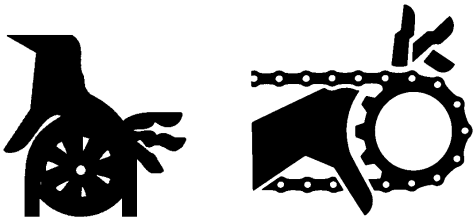


- Carefully review operators manual.
- Clean under unit, as fines may cause a bin fire.
- Check for gas leaks, (spray soapy solution on piping and joints.)
- Run fan at least a half minute before starting heater.
- NEVER start heater if you smell gas or hear a hissing sound.
- NEVER run heater with inspection door open.

Failure to heed these warnings may cause serious injury or death.



**WARNING:
KEEP CLEAR OF ALL MOVING PARTS**



Keep people (ESPECIALLY YOUTH) away from equipment, particularly during operation. Keep away from all moving parts. Entanglement can cause serious injury or death. Keep inlet guard in place and in good working condition.

Failure to follow the above precautions may cause serious injury or death.

++++
Mount safety decals when unit is assembled. Please check that all decals are in place according to the drawing/picture and in good legible condition.

IMPORTANT!! If suggested locations are not clearly visible, place safety decals in more suitable area. Never cover up any existing safety decals.

Make sure location for decal is free from grease, oil and dirt. Remove backing from decal and place in proper position. To order replacement decals (no charge) contact Sukup Manufacturing Company, P.O. Box 677, Sheffield, Iowa 50475 Phone 641.892.4222 Please specify computer number.

1. WARNING-L0281-To Avoid serious injury or death.

▲ WARNING

TO AVOID SERIOUS INJURY OR DEATH:

- Read operator's manual before operating & follow all precautions.
- Keep all shields and decals in place.
- Keep clear of all moving parts.
- Allow no children or unqualified persons to operate equipment.
- Know how to shut off power quickly.
- Keep people (especially children) away from unit at all times.
- Lock out all power and have another person present when servicing unit.

Replacement safety shields and decals are available free of charge.

SUKUP MANUFACTURING COMPANY SHEFFIELD, IA 50475
L0281-97

2. DANGER - L02741-98 - Keep away from any electrical lines, especially when moving unit.




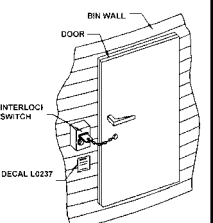
▲ DANGER

Keep away from any electrical lines, especially when moving unit. Electric shock may cause serious injury or death.

L02741-98 Sukup Mfg. Co., Sheffield, IA 50475

3. DANGER - L0237 - Door interlock switch. Augers are dangerous.

▲ DANGER

TO PREVENT SERIOUS INJURY OR DEATH

Lock out all power and have another person present before entering bin!

AUGERS ARE DANGEROUS!

A door interlock switch is furnished with the FastDry/FastDry Plus system. The door interlock switch is designed to shut off power to the unload system if the door is opened completely. **For the safety of you, your family and workers, make sure that this switch has been installed and working properly (see owners manual).**

NEVER disconnect key from chain or chain from bin. When installed properly and the key is in the switch, the chain allows the door to be opened partially to observe but still restrict entry into the bin.

DO NOT simply pull door open to disconnect the switch, ALWAYS remove the key manually.

NEVER insert key into switch when someone is in the bin.

INSTRUCT users on the safe use of the equipment.

NEVER DEFEAT THE PURPOSE OF THIS SWITCH - Any fool can bypass a safety switch, don't be a fool.

L0237-97 SUKUP MANUFACTURING COMPANY SHEFFIELD, IA 50475

4. **WARNING - L0166** - Guards & shields in place.
Disconnect Electricity. Check fan blade.



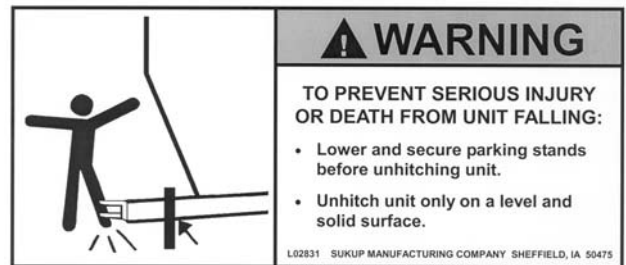
7. **CAUTION - L0285-98**
Not intended for use on public roads.
If road travel is required:



5. **DANGER - L0271** - Shield missing, do not operate.



8. **WARNING - L02831**
Lower & secure parking stands before unhitching unit.



6. **WARNING - L0284-98**
Keep away from all moving parts.



9. **DANGER - L0301**
Rotating augers are dangerous!



10. CAUTION - L0520

Failure to keep unit clean may cause fire and serious injury or death.



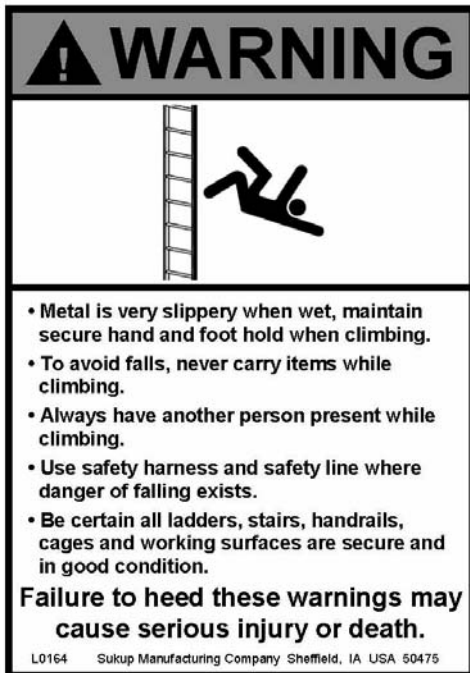
12. WARNING - L0512

Use safety chain when towing unit to eliminate detachment hazard.

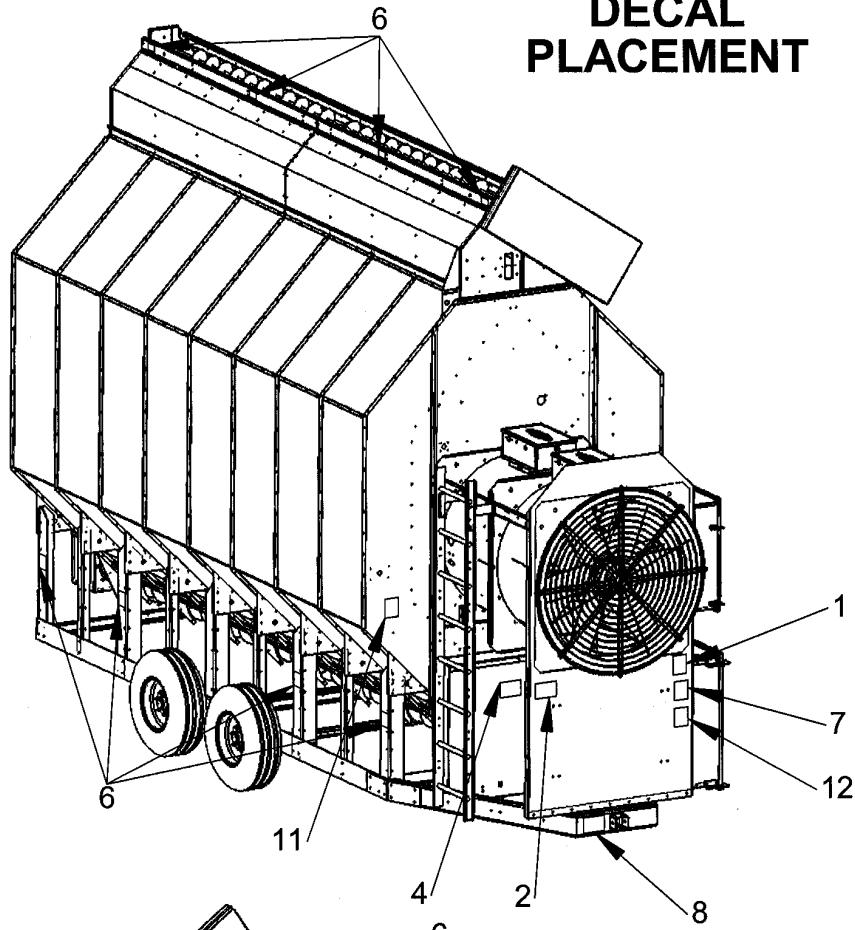


11. WARNING - L0164

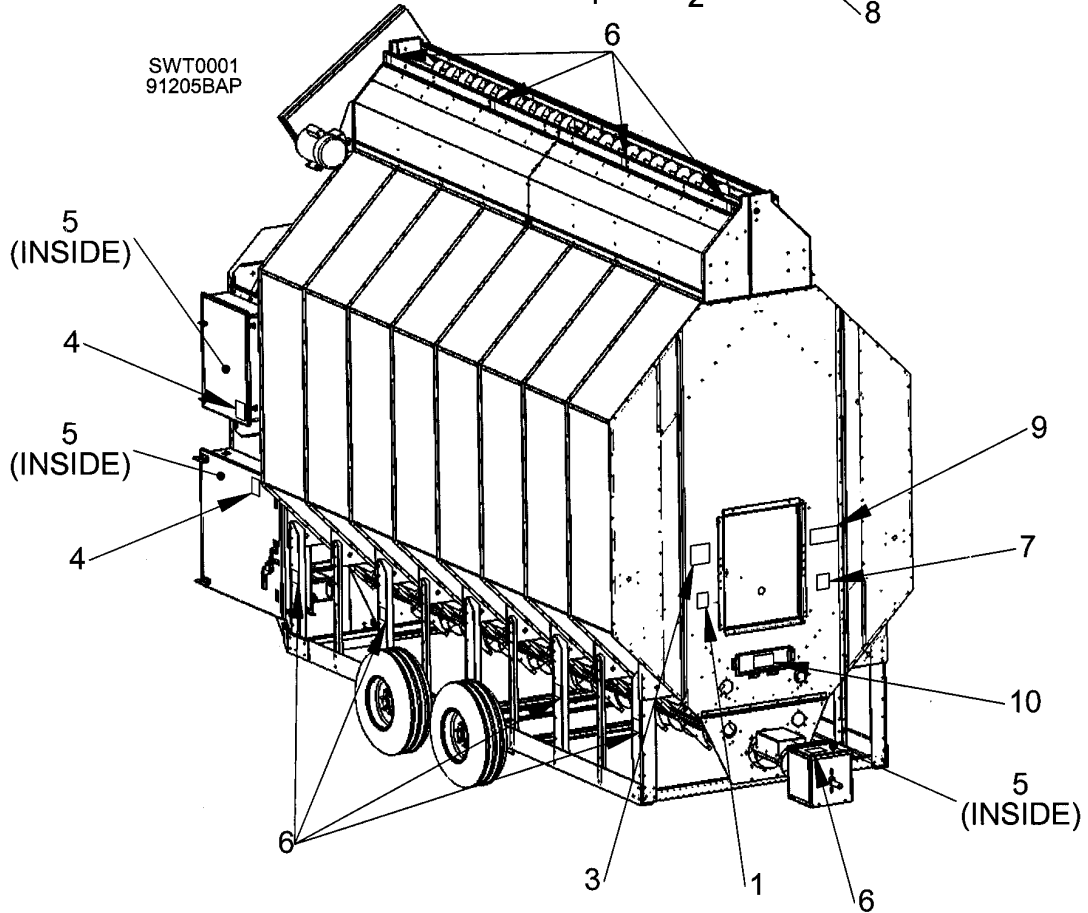
Metal is slippery when wet; Never carry items when climbing; Have another person present; Use safety harness & safety line; etc



DECAL PLACEMENT



SWT0001
91205BAP



SAFETY DECAL LOCATIONS FOR FAN & HEATER

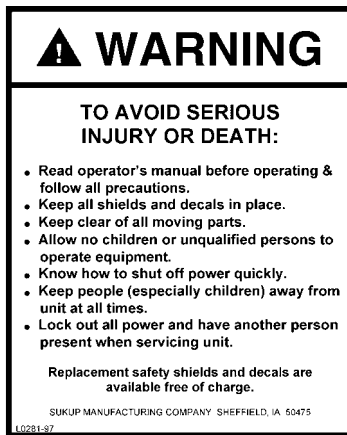
Safety decals and shields are mounted whenever possible at factory. Please check that all decals are in place according to these drawings and in good legible condition. To order replacement decals or shields (NO CHARGE) contact your dealer or **Sukup Mfg. Co., 1555 - 255th Street - P.O. Box 677 - Sheffield, Iowa 50475**. Please specify computer number.

IMPORTANT ! The following safety decals should be mounted on your equipment as shown below. If suggested locations are not clearly visible, place safety decals in more suitable area. Never cover up any existing safety decals.

Make sure location area for decal is free from grease, oil and dirt. Remove backing from decal and place in proper position.

1. WARNING - L0281

Safe operation decal.



2. WARNING - L0165

Disconnect Electricity; Bleed gas



3. WARNING - L0166

Disconnect electricity; guards, shields in place; Check fan blade tight.



4. DANGER - L0204

Close service door.



The numbers on the drawings below refer to the location of the safety decals listed above.

